



PORTFOLIO SIZE

Current Portfolio

Certificate of Deposits (CD)	2,250,000.00
Money Market Accounts	35,319,997.99
Treasuries & Agencies	0.00
\$	37,569,997.99

CURRENT HAPPENINGS

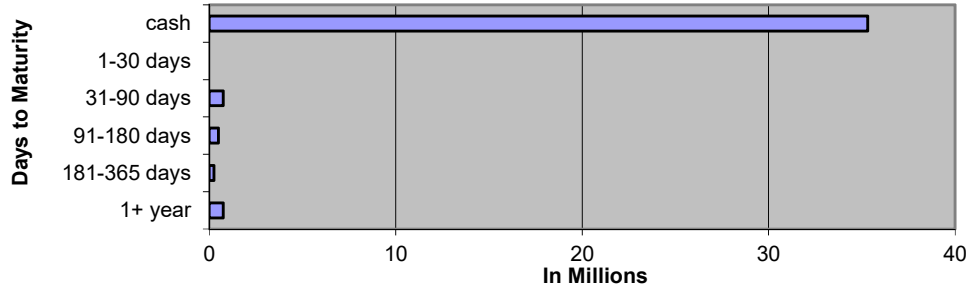
2021 Revenue Year to Date*

All Delinquent Taxes	308,944
Dog Licenses	5,846
Passports	2,358

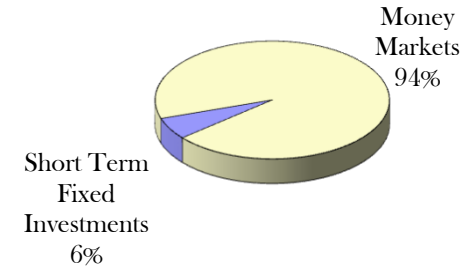
*General Ledger Information/Cash basis

DIVERSIFICATION

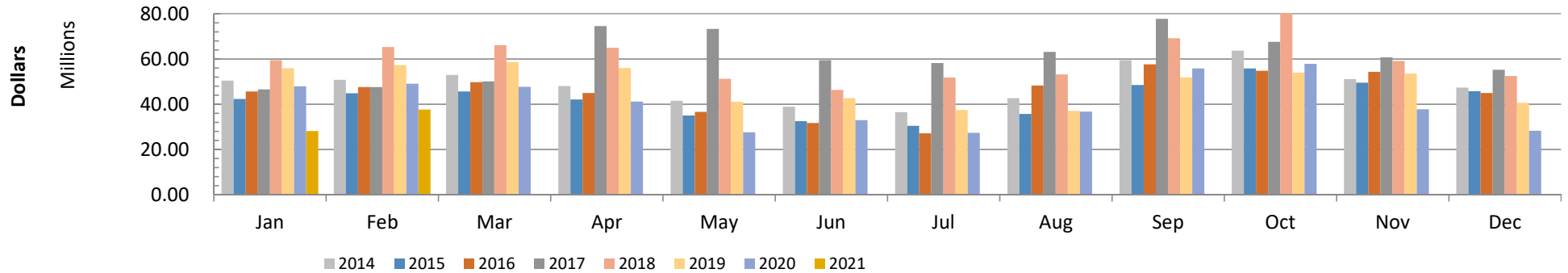
Diversification by Maturity Date



Diversification by Investment Type



Historical Comparison by Month



FEBRUARY 2021 General Account Investments

CUSIP	Issuer	Par Value	Rate	Maturity Date
Certificates of Deposit				
61747MS69	Morgan Stanley	\$ 250,000.00	2.800%	4/5/2021
32558	American 1 Credit Union	\$ 500,000.00	2.750%	4/26/2021
864088DN6	Sturgis Bank	\$ 250,000.00	2.500%	7/20/2021
38644ABM0	Grand River Bank	\$ 250,000.00	3.000%	8/2/2021
21923LAF0	Cornerstone	\$ 250,000.00	2.600%	9/2/2021
24000332	Ann Arbor State Bank	\$ 500,000.00	2.750%	4/20/2023
59452WAE8	Michigan Legacy	\$ 250,000.00	3.450%	11/9/2023
	Subtotal	\$ 2,250,000.00		
Cash/Money Markets				
	Comerica Bank	\$ 15,885,209.47		
	Michigan CLASS	\$ 19,434,788.52		
	Subtotal	\$ 35,319,997.99		
Treasuries / U.S. Agencies				
		\$ -		
	Subtotal	\$ -		
	Total	\$ 37,569,997.99		

February 2021 Monthly Pooled Interest

Account Name	Org. Key	Object Code	No. Days	Beginning Balance	Ending Balance	Average Balance	Average Interest	Monthly Interest	GL Entry CR
Public Improvement	245000	000020	28	2,075,931.12	2,354,484.31	2,215,207.72	0.015%	\$25.49	245100-664000
Jail Millage	280000	000020	28	778,339.38	1,289,769.52	1,034,054.45	0.015%	\$11.90	280100-664000
DOA Millage	281000	000020	28	1,108,684.41	1,648,488.27	1,378,586.34	0.015%	\$15.86	281100-664000
Medical Care MOE	297100	000020	28	631,166.67	889,140.49	760,153.58	0.015%	\$8.75	297100-664000
Delinquent Real	616000	000020	28	2,782,327.49	5,680,545.82	4,231,436.66	0.015%	\$48.69	616100-664000
Delinquent Personal	618000	000020	28	147,951.29	136,064.81	142,008.05	0.015%	\$1.63	618100-664000
Worker's Comp	677000	000020	28	229,294.44	252,810.40	241,052.42	0.015%	\$2.77	677100-664000
Escheats	702000	000020	28	187,558.45	191,071.18	189,314.82	0.015%	\$2.18	702000-268010
				7,941,253.25	12,442,374.80			117.27	
Road Commission	201000	000020	28	2,490,179.41	1,977,149.52	2,233,664.47	0.015%	\$25.87	201100-664000
ROD Automation Fund	256000	000020	28	526,479.91	538,385.39	532,432.65	0.015%	\$6.17	256100-664000
Public Defender	260000	000020	28	2,008,495.65	1,864,787.18	1,936,641.42	0.015%	\$22.43	260230-664010
Joint Narcotics Forfeiture	267000	000020	28	172,387.27	167,868.16	1,088,181.91	0.015%	\$12.61	267100-664000
Lifeways MH Millage	282000	000020	28	339,023.77	443,834.85	308,111.06	0.015%	\$3.57	282100-664000
Animal Shelter	283000	000020	28	530,724.06	733,916.69	536,470.23	0.015%	\$6.21	283100-664000
Parks Millage	284000	000020	28	925,398.18	1,310,129.63	920,426.85	0.015%	\$10.66	284100-664000
Lake Columbia	365185	000020	28	6,080.41	5,580.46	88,983.87	0.015%	\$1.03	365185-664000
Southern Regional Intercept.	365916	000020	28	-208,102.43	-208,102.43	-101,011.01	0.015%	\$0.00	365916-664000
Parma Village LDFA	365920	000020	28	4,120.59	4,120.62	-101,990.91	0.015%	\$0.00	365920-664000
Grass Lake Section 2002B	365924	000020	28	3,977.14	3,977.17	4,048.88	0.015%	\$0.05	365924-664000
Round/Farwell	365925	000020	28	11,430.35	11,430.44	7,703.79	0.015%	\$0.09	365925-664000
Vineyard Lake	365250	000020	28	2,749.70	2,749.72	7,090.04	0.015%	\$0.08	365250-664000
Rives Sanitary Sewer	365926	000020	28	647.59	647.59	1,698.65	0.015%	\$0.02	365926-664000
Lifeways 2015B series	365917	000020	28	15,581.04	95,068.66	47,858.13	0.015%	\$0.55	365917-664000
Airport Runway	365906	000020	28	1,337.08	1,337.09	8,459.07	0.015%	\$0.10	365906-664000
Road Dept Road Projects	365933	000020	28	1,687.62	1,687.63	1,512.36	0.015%	\$0.02	365933-664000
Sheriff Radio	365934	000020	28	229.03	229.03	958.33	0.015%	\$0.01	365934-664000
Building Authority Debt MCF	369472	000020	28	2,094.99	2,095.01	1,162.02	0.015%	\$0.01	369472-664000
Road Dept Road Projects	404276	000020	28	1.32	0.00	1,047.50	0.015%	\$0.01	404276-664000
JCDOT 2019 MTF Bond	407000	000020	28	174.86	13,875.37	6,938.35	0.015%	\$0.08	407276-664000
Fair	561000	000020	28	30,989.10	-456,675.00	-228,250.07	0.015%	\$0.00	561100-664000
Preston Endowment	718000	000020	28	106,671.39	106,672.21	68,830.66	0.015%	\$0.80	\$1.42
Preston RESTRICTED	718001	000020	28			53,335.70	0.015%	\$0.62	718100-664000
Drain	801000	000020	28	1,152,947.96	1,157,092.21	578,546.11	0.015%	\$6.70	801100-664000
Drain	802000	000020	28	138,015.34	108,362.79	630,655.38	0.015%	\$7.31	802100-664000
Lake Level	841000	000020	28	43,765.12	42,454.48	90,234.91	0.015%	\$1.05	841100-664000
Lake Level	842000	000020	28	6,805.02	5,859.47	24,812.30	0.015%	\$0.29	842100-664000
Spring Arbor Water	851911	000020	28	3,504.20	3,504.23	5,154.63	0.015%	\$0.06	851911-664000
Southern Regional Intercept.	851916	000020	28	1,421.52	1,421.53	2,462.87	0.015%	\$0.03	851916-664000
Parma Village Wastewater	851922	000020	28	0.02	0.02	710.77	0.015%	\$0.01	851922-664000
Round/Farwell	851925	000020	28	142.20	142.20	71.11	0.015%	\$0.00	851925-664000
Vineyard Lake	851250	000020	28	427.20	427.20	284.70	0.015%	\$0.00	851250-664000
Rives Sanitary Sewer	851926	000020	28	65.61	65.61	246.41	0.015%	\$0.00	851926-664000
Total Paid				8,319,452.22	7,940,094.73			\$106.44	
				\$ 16,260,705.47	\$ 20,382,469.53	\$ 18,949,297.07			
								\$223.71	Total Int Paid

FEBRUARY 2021 Monthly Pooled Unallocated Interest

Account Name	FUND	Beginning Balance	Ending Balance
Parks	208	244,931.55	253,114.94
Friend of Court	215	56,471.41	106,679.47
Golf Courses	218	184,382.54	170,164.94
Health department	221	2,008,572.32	1,957,363.74
Runway Project	246	0.00	0.00
Falling Waters	247	20,163.48	20,163.48
Sparks Park	248	-151,521.53	-151,521.53
Budget Stabilization	257	0.00	0.00
Concealed Pistol Licensing	263	183,132.23	183,554.20
PA Drug Enforcement	264	87,062.41	87,062.41
Sheriff Drug Enforcement	265	0.00	0.00
Omnibus Firefeiture	266	0.00	0.00
Law Library	269	1,730.41	1,730.41
CDB Grant	278	-1,220.40	-1,220.40
Justice Training	285	50,191.80	47,339.80
FIA	290	0.00	0.00
Medical care facility	291	2,715,501.17	2,173,297.88
Child Care	292	697,016.38	771,850.27
Vetran's Trust	294	0.00	0.00
Airport	295	10,082.45	93,050.94
Equipment Fund	402	-68,389.13	70,440.48
Sheriff Equipment	466	0.00	0.00
Building Authority Construction	469	0.02	0.02
Delinquent Tax Administration	617	642,186.66	7,500.00
Land bank	620	226,512.92	226,762.92
Landscape Planning	649	23,661.79	23,661.79
DOA Endowment	717	81,758.90	81,586.29
Library Fines	721	44,823.91	47,128.03
Retirement	731	1,508,033.81	771,857.40
Circuit Court Trust	762	99,319.10	122,336.66
		8,664,404.20	7,063,904.14

**March
2021**

**2021 "NEW" Forfeitures
Beginning 2,092**

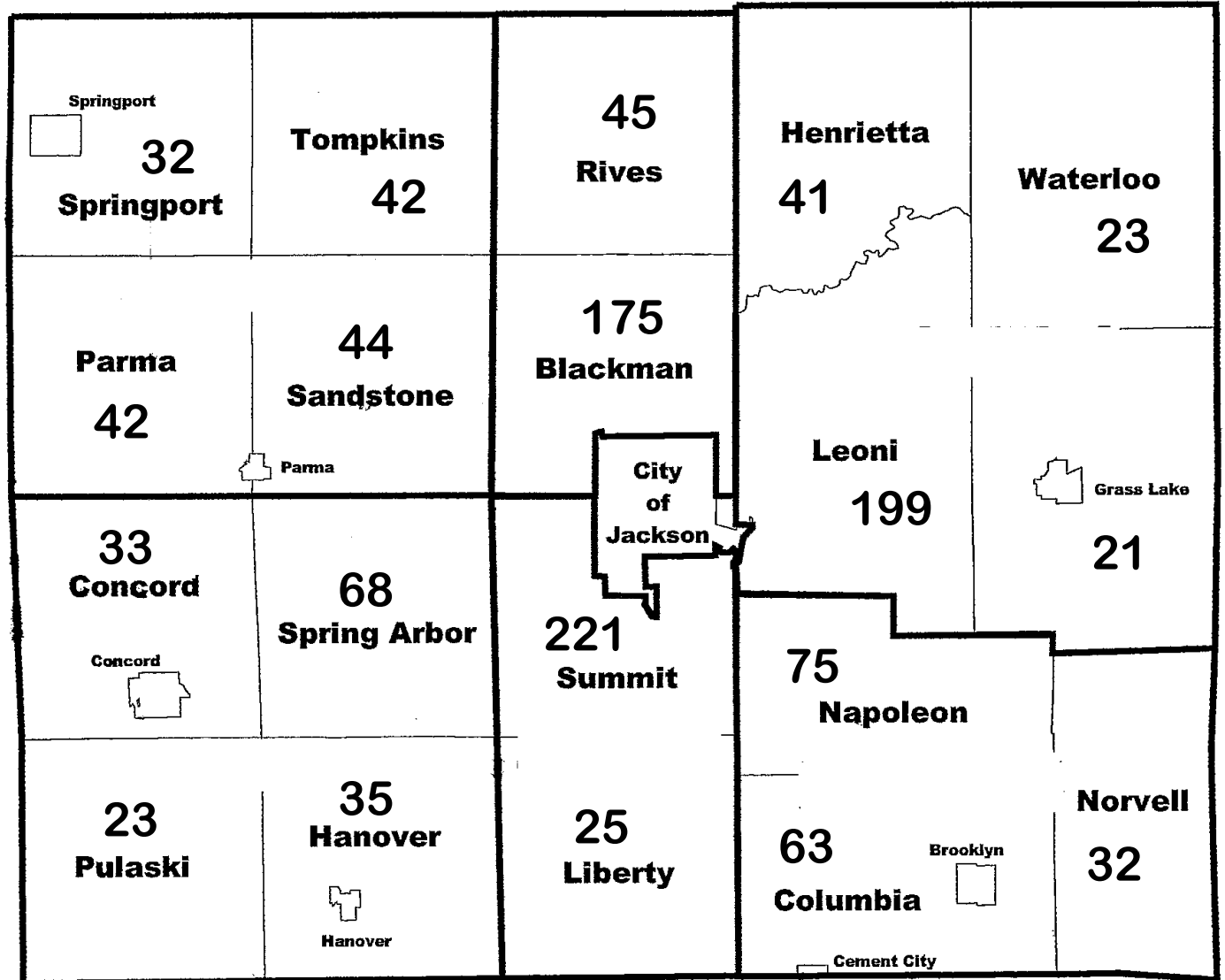
2,092 - %

March 2020 - 2161

CITY
1- 43
2- 77
3- 101
4- 159
5- 161
6- 116
7- 77
8- 119

Total 853

03-01-20 2,161
03-01-19 2,174



Jan -
674
Guthrie -
730
Melissa -
688

2021 FORFEITURE / 2022 FORECLOSURE																																			
Unit (Villages included with twp)	#FRF	Base Tax DLQ	PRE Parcels	Non PRE Parcels	#FRF	%	Base Tax DLQ	PRE Parcels	Non PRE Parcels	#FRF	%	Base Tax DLQ	PRE Parcels	Non PRE Parcels	#FRF	%	Base Tax DLQ	PRE Parcels	Non PRE Parcels	#FRF	%	Base Tax DLQ	PRE Parcels	Non PRE Parcels	#FRF	%	Base Tax DLQ	PRE Parcels	Non PRE Parcels						
	Mar-20				Apr-20				May-20				Jun-20				Jul-20				Aug-20														
Blackman	144	216,086.30	59	85		0%		0	0%	0		0%		0	0%		0	0		0%		0	0	0%		0	0	0							
Columbia	72	111,076.60	29	43		0%		0	0%	0		0%		0	0%		0	0		0%		0	0	0%		0	0	0							
Concord	57	69,183.51	25	32		0%		0	0%	0		0%		0	0%		0	0		0%		0	0	0%		0	0	0							
Grass Lake	30	70,183.73	14	16		0%		0	0%	0		0%		0	0%		0	0		0%		0	0	0%		0	0	0							
Hanover	38	55,274.40	20	18		0%		0	0%	0		0%		0	0%		0	0		0%		0	0	0%		0	0	0							
Henrietta	41	37,976.93	22	19		0%		0	0%	0		0%		0	0%		0	0		0%		0	0	0%		0	0	0							
Leoni	192	319,622.49	90	102		0%		0	0%	0		0%		0	0%		0	0		0%		0	0	0%		0	0	0							
Liberty	29	28,072.97	13	16		0%		0	0%	0		0%		0	0%		0	0		0%		0	0	0%		0	0	0							
Napoleon	90	122,253.76	34	56		0%		0	0%	0		0%		0	0%		0	0		0%		0	0	0%		0	0	0							
Norvell	30	56,393.47	12	18		0%		0	0%	0		0%		0	0%		0	0		0%		0	0	0%		0	0	0							
Parma	36	33,501.58	24	12		0%		0	0%	0		0%		0	0%		0	0		0%		0	0	0%		0	0	0							
Pulaski	18	23,035.52	11	7		0%		0	0%	0		0%		0	0%		0	0		0%		0	0	0%		0	0	0							
Rives	42	75,475.22	27	15		0%		0	0%	0		0%		0	0%		0	0		0%		0	0	0%		0	0	0							
Sandstone	35	61,117.51	28	7		0%		0	0%	0		0%		0	0%		0	0		0%		0	0	0%		0	0	0							
Spring Arbor	75	117,482.20	28	47		0%		0	0%	0		0%		0	0%		0	0		0%		0	0	0%		0	0	0							
Springport	32	52,786.44	19	13		0%		0	0%	0		0%		0	0%		0	0		0%		0	0	0%		0	0	0							
Summit	229	316,697.77	129	100		0%		0	0%	0		0%		0	0%		0	0		0%		0	0	0%		0	0	0							
Tompkins	41	50,064.80	30	11		0%		0	0%	0		0%		0	0%		0	0		0%		0	0	0%		0	0	0							
Waterloo	26	41,662.23	14	12		0%		0	0%	0		0%		0	0%		0	0		0%		0	0	0%		0	0	0							
City	904	1,056,970.45	426	478		0%		0	0%	0		0%		0	0%		0	0		0%		0	0	0%		0	0	0							
Total	2,161	2,914,917.88	1054	1107	0		0.00	0	0	0		0.00	0	0	0		0.00	0	0	0		0.00	0	0	0	0	0	0							
			2,161			0%	-2,914,917.88	0			0%	0.00	0			0%	0.00	0			0%	0.00	0			0%	0.00	0							
						-2161		0			0		0			0		0			0		0			0		0							
						Indicates no change from previous month total of				Indicates no change from previous month total of				Indicates no change from previous month total of				Indicates no change from previous month				Indicates no change from previous month													